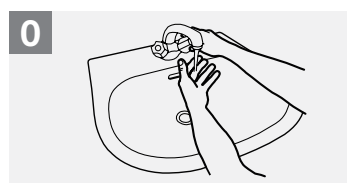


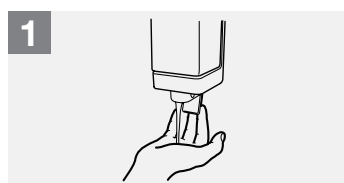
## HOW TO HANDWASH?

### WASH HANDS WHEN VISIBLY SOILED! OTHERWISE, USE HANDRUB

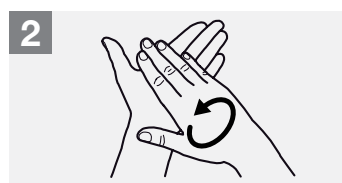
 **Duration of the entire procedure: 40-60 seconds**



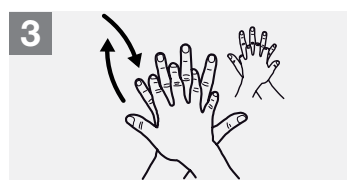
**0** Wet hands with water;



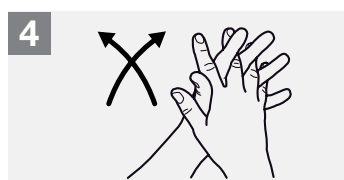
**1** Apply enough soap to cover all hand surfaces;



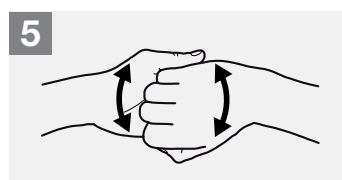
**2** Rub hands palm to palm;



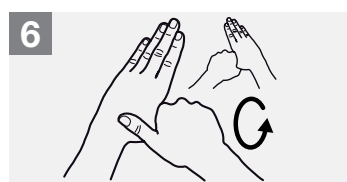
**3** Right palm over left dorsum with interlaced fingers and vice versa;



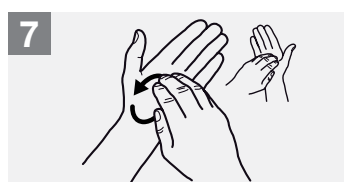
**4** Palm to palm with fingers interlaced;



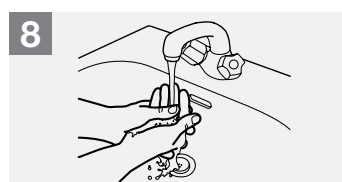
**5** Backs of fingers to opposing palms with fingers interlocked;



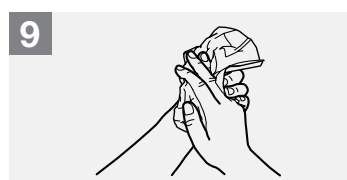
**6** Rotational rubbing of left thumb clasped in right palm and vice versa;



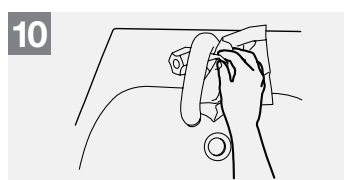
**7** Rotational rubbing, backwards and forwards with clasped fingers of right hand in left palm and vice versa;



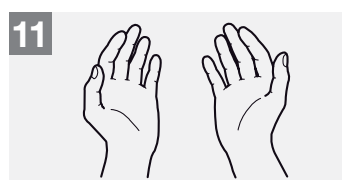
**8** Rinse hands with water;



**9** Dry hands thoroughly with a single use towel;



**10** Use towel to turn off faucet;



**11** Your hands are now safe.

### Hand care

- Take care of your hands by regularly using a protective hand cream or lotion, at least daily.
- Do not routinely wash hands with soap and water immediately before or after using an alcohol-based handrub.
- Do not use hot water to rinse your hands.
- After handrubbing or handwashing, let your hands dry completely before putting on gloves.

### Please remember

- Do not wear artificial fingernails or extenders when in direct contact with patients.
- Keep natural nails short.